

150
YEARS

BOON EDAM
YOUR ENTRY EXPERTS.

Door Is
Automatic
Do Not Push


TOUCHLESS.
ENTRANCE SOLUTION

HIGH LEVEL SECURITY

TOURLOCK 120.

THE **COMFORTABLE AND SECURE** REVOLVING DOOR





CLICKABLE.

Make the most of your experience within this brochure, and hover your mouse over words and pictures to get deeper insights and inspiration. (pdf version only)

OVERVIEW

The three wings have the advantage of providing more space in each segment, which gives the authorised user a comfortable experience when travelling through. It offers a slightly lower throughput than its sister – the Tourlock 180 and is the ideal solution when comfort, high security and predominantly single direction traffic applies.

By offering various operating functions, the Tourlock 120 delivers a flexible entrance that can be adapted to the changing demands within a 24 hour operation cycle.

TAKING SAFETY AND SECURITY SERIOUSLY

The Tourlock 120 meets the latest CE safety regulations to allow for a trusted and convenient passage, even for untrained users in public locations. In compliance with the European EN17352 user safety level, the door also provides:

- **Block detection** sensing obstacles in the door
- Optional highly accurate **end wall buffer (EBS) safety sensors** with adjustable detection width to safeguard the main closing edge
- **Safety rail door wing (SRD) buffers** to protect heels and toes
- **Safety rail turning (SRT) at the leading edge buffers** to protect hands and fingers
- **Contrasting instructional safety stickers** on door wings
- Optional Emergency stop button to switch off and unlock the drive instantly, without any security compromise
- **Pull release with a lock** to release the door set in case of power failure

PREVENT PIGGYBACKING AND TAILGATING

The Tourlock 120 comes with an array of possible security packages ranging from tailgating detection up to piggybacking detection. For those looking for the highest level of security a weight system can be selected. This system detects and prevents piggybacking, or two users attempting to enter the security door on one authorised credential. Organisations looking to increase the security level of their security revolving door can consider the following features:

- **Sensor system:** An overhead detection system for floor mounted applications. The Tourlock 120 will stop when an unauthorised attempt is made to enter the building using the segment directly behind or oppose an authorised user (detects tailgating).
- **Weight system:** scales can be integrated into the floor and doorset of the Tourlock 120, which compare the weight of the user and his luggage to a pre-set weight. If the weight inside the door exceeds the pre-set weight, the Tourlock 120 will assume the user is not alone and deny access. Although less accurate than StereoVision in its sister - the Tourlock 180, a weight system still offers a high level of anti-tailgating detection (detects both tailgating and piggybacking).

MORE FLEXIBILITY MEANS MORE CHOICE AND CONVENIENCE

The multi-functional operation modes available in the Tourlock 120, really make it easy to adjust the door to suit all your circumstances as they evolve over the day. Controlled via the ACS it can be switched between following operation modes:

- **High security** (piggybacking and tailgating detection)
- **Normal security** (tailgating detection)
- **One directional traffic**

SIMPLE AND EFFECTIVE

Not all facilities have the pressure of needing to cope with large volumes of visitors requiring authorised access. Sometimes a simple and secure solution is the best answer to an area that needs taking care of. The Tourlock 120 allows access to one user at a time (on the authorisation of their valid credentials). A second user waits for the first authorisation and rotation to complete before the door clears and immediately grants access to the next person.

The door comes delivered in a fail-safe mode with an option to be made fail-secure – this maintains the security in the event of a power failure activation. The doorset is available in either a rigid or collapsible configuration. The collapsible doorset can be unlocked to provide a free passage in case of emergency.

TOUCHLESS OPTIONS FOR A NEW WORLD

The Tourlock 120 can be controlled and monitored via a contemporary touchscreen panel or, for more advanced controlling, be integrated with the ACS system. Flexible integration opportunities are available to make sure your high security door is set up to suit your exact location's security criteria. Our entry experts are trained to assist you further with this.

Using biometric authorisation systems allows you complete touch and frictionless entry. There is no need to reach out to your authorisation card or tag. Knowing who is in your building, as well as how many people are there at one time, has become paramount in a Pandemic world - where reducing over-crowding is top-of-mind for the security and facility managers.

KEY FEATURES

- Optional weight system anti-piggybacking system
- Seamless integration with access control and biometric devices (including facial recognition)
- Bullet resistance protection package (BR4NS)
- Onboard user communication system
- Supports alternating bi-directional traffic
- Premium quality materials
- Cleaning mode function– operated with a key switch panel on the secured side of the door
- Feedback signals to the authorisation system
- Connection to the external fire alarm system
- Matwell trim for mounting on the floor, or surface-mounted
- Night locking


KEY BENEFITS

- Reduced / eliminated guard salary allows for quick ROI
- Handles average throughput (15 people per minute in one direction)
- Accelerated technical troubleshooting with dedicated service tool and IP connection
- Self-managed – no manned guard required

SUGGESTED SEGMENTS

- Financial
- Technology
- Data centres
- Petrochemical
- Government / military
- Office buildings
- Airports

You can level up in any of these categories:



LEVEL UP

If our standard specifications do not quite suit your needs, we open up opportunities for you to 'Level Up' where it counts most. You can also do this according to your most motivating value driver.

The specification table shows you our standard product options, and to the right of these, you can easily see, and consider, any compatible 'Level Up' options for fine-tuning the Tourlock 120.



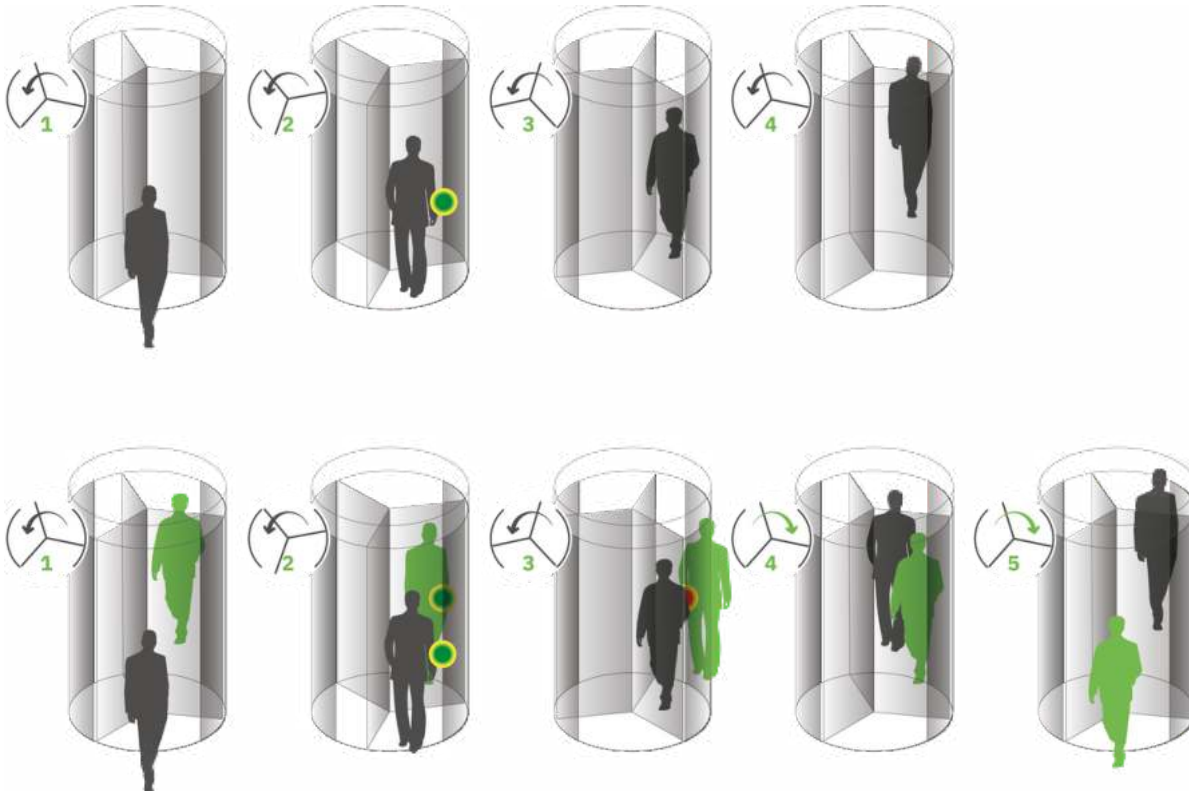
**Showing model with optional features.*

TECHNICAL SPECIFICATIONS

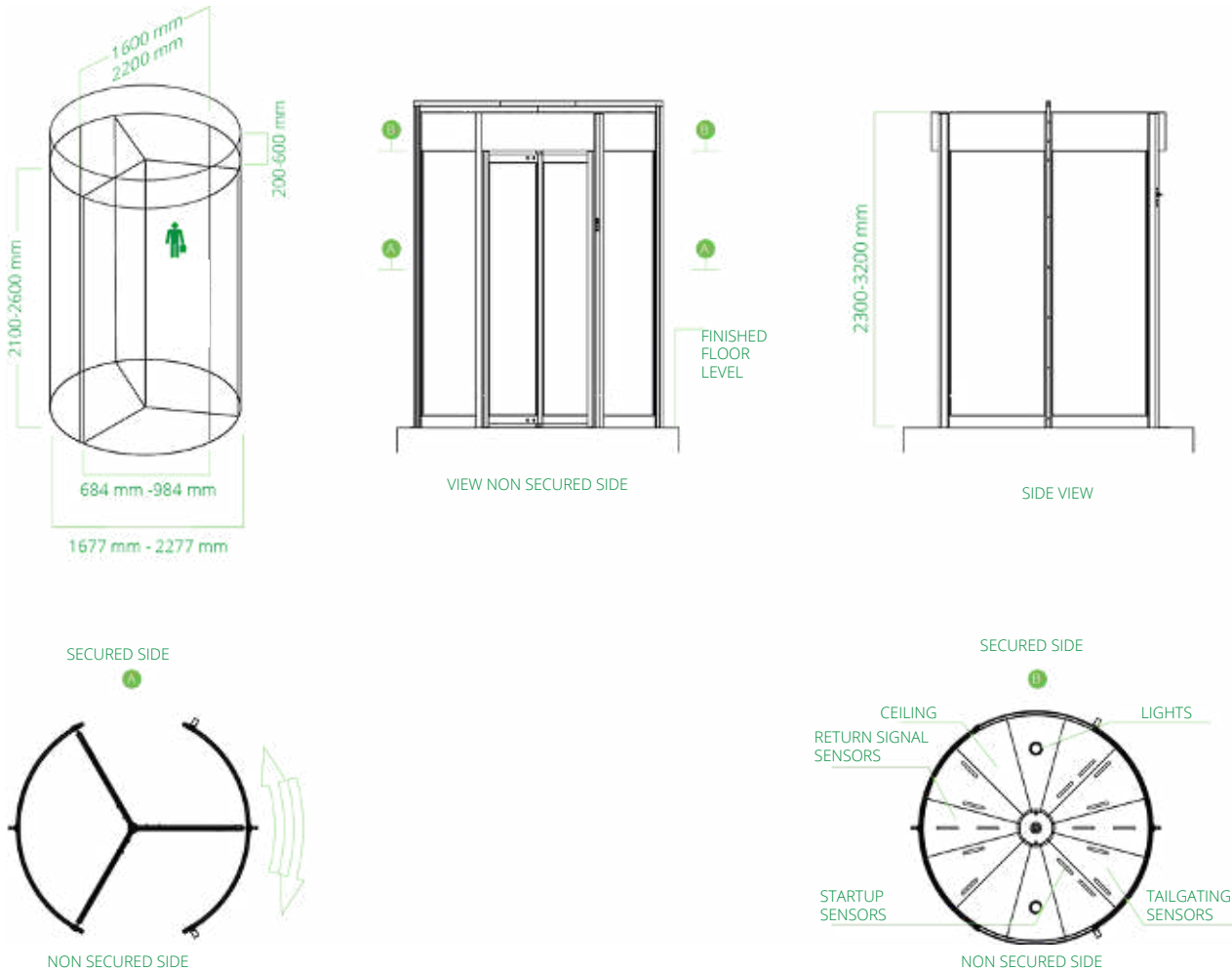
 THROUGHPUT	MOST POPULAR	VARIATIONS
Throughput	15 People / minute in one direction	
Diameter	1600 mm	1800 - 2000 mm in increments of 200 mm
Height	2200 mm	Available between 2100 - 2600 mm in increments of 100 mm
Canopy Height	200 mm	200 - 600 mm in increments of 100 mm
Throat Opening	632 mm	732, 832 mm
Number of Doors / Wings	3	
Flow	Bi-directional, one direction at a time (sequential)	
 SECURITY	MOST POPULAR	VARIATIONS
Tailgating Detection	Overhead sensor system	
Piggybacking Detection*	Weight system One-way detection (on entry)	
Biometric Authorisation	-	Facial recognition system
Night Locking	-	Mechanical lock doorset Night locking doors
 SAFETY	MOST POPULAR	VARIATIONS
User safety	SRB, SRD, SRT safety buffers	EBS safety sensor Collapsible doorset for escape routing
Operation in case of power failure	Fail safe	Fail secure - Pull release to unlock doorset from secure side
Operation in case of Fire Alarm	Configurable to release the Tourlock brake	
Protection Packages (glass)	Vandal resistant safety glass (P2A)	Burglar resistant glass P5A / P6B Bullet resistant glass BR4NS
 AESTHETICS	MOST POPULAR	VARIATIONS
Material	Power Coated Aluminium	Anodizing, stainless steel, brass
Glass Panels	Glass decals	Tinted and low iron glass options
Wrapping / Branding	-	Glass decals with logo
 TECHNOLOGY	MOST POPULAR	VARIATIONS
Power Supply	110 - 240 V, 50 - 60 Hz	INTEGRATION OPPORTUNITIES: <ul style="list-style-type: none"> • BoonTouch External Control Panel • Card and tag readers • Mobile / Bluetooth readers • Facial and iris recognition • Touchless fingerprint and vein readers • Free-out sensor activation
Operating Power	100W	
Operating Temperature	-20°C to +50°C	
Weight	900 kg	
Access Control	I/O Dry contacts for virtually any access control system	
 COMFORT	MOST POPULAR	VARIATIONS
Lighting and Sound	2x LED ceiling lights	Voice module Customised lighting possible
Operating Modes	Cleaning mode	medium/high security and one-direction mode

*Piggybacking detection is an added option on the standard model.

6 WORKING PRINCIPLE



TECHNICAL DIMENSIONS





The three wings have the advantage of providing more space in each segment.

SERVICE AND MAINTENANCE

With hundreds or thousands of visitors passing through an entry every day, continued and reliable operation is vital. Regular service and maintenance can prevent unexpected hardware breakdowns. Boon Edam's service and maintenance teams across the world are experienced in the effects the local conditions have on the wear and tear of your entry solutions and can offer specialised service and maintenance contracts that correspond to those conditions perfectly.

COMPLIANCE

Boon Edam security entrances are trusted solutions that allow organisations to meet compliance regulations related to restricting access to areas within a building. We take compliance and safety very seriously and ensure that our products are manufactured, installed and maintained to keep up with the strict criteria required in all our countries. We are always improving and always committed to making sure our products are compliant and certified. More information can be found on our website under 'About Us'.

The Tourlock 120 complies with the following European Directives and Standards:

- Machine Directive 2006/42/EU
- EMC Directive 2014/30/EU
- RoHS Directive 2011/65/EU
- EN17352 - Safety functional and mechanical
- EN1063 – Bullet resistant package
- EN356 – Glass specification



OUR REACH IS GLOBAL.

We have been in business for 150 years, manufacturing premium aesthetic and security entrance solutions in the Netherlands, United States of America and China. We can confidently say that we cover every corner of the globe with subsidiary companies in major cities across the globe. Furthermore our global export division not only partner with our distributors but also offer direct sales and service to every territory. This wide net allows us to have a strong global footprint as well as a personal grasp of local markets and their unique entry requirements.

To find your closest Boon Edam expert, please go to:
www.boonedam.com/contact



Royal Boon Edam International B.V.

T +31 (0) 299 38 08 08

E info@boonedam.com

I www.boonedam.com

V1-2211


BOON EDAM
YOUR ENTRY EXPERTS.