



BOON EDAM
YOUR ENTRY EXPERTS.



HIGH LEVEL SECURITY



TOURLOCK 180.

THE **HIGH THROUGHPUT FLEXIBLE** SECURITY REVOLVING DOOR



CLICKABLE.

Make the most of your experience within this brochure, and hover your mouse over words and pictures to get deeper insights and inspiration. (pdf version only)

OVERVIEW

This technologically advanced door allows bi-directional traffic, which allows authorised users to enter and leave a building at the same time. Authorisation via a signal from an access solution control system, such as a card reader or biometrics device, sends a signal and on acceptance only – the door will begin to rotate. This high security door is so reliable at preventing tailgating and piggybacking that it does not even require guard supervision – creating a return on investment in a short one to two years.

ADVANCED TIME OF FLIGHT (TOF) DETECTION AND ANALYSIS

The Tourlock 180 is floor mounted and comes with an array of possible security packages ranging from tailgating detection up to piggybacking detection. For those looking for the highest level of security, the most sophisticated available option is an overhead sensor system – called StereoVision. The technology is integrated into the ceiling of the Tourlock 180. Capable of determining whether one or more persons are attempting to enter the secure area.

Using Boon Edam's analysis tool, data can be used to optimise the performance of the door. Trained technical specialists can evaluate user mix and unique behaviours to optimise the security settings to find the right balance of security, throughput and safety.

TAKING SAFETY AND SECURITY SERIOUSLY

The Tourlock 180 meets the latest CE safety regulations to allow for a trusted and convenient passage, even for untrained users in public locations. In compliance with the European EN17352 user safety level, the door also includes:

- **Block detection** sensing obstacles in the door
- Optional highly accurate **end wall buffer (EBS) safety sensors** with adjustable detection width to safeguard the main closing edge
- **Safety rail door wing (SRD) buffers** to protect heels and toes
- **Safety rail turning (SRT) at the leading-edge buffers** to protect hands and fingers
- **Contrasting instructional safety stickers** on door wings
- Optional **Emergency stop button** to switch off and unlock the drive instantly, without any security compromise
- **Pull release with a lock** to release the door set in case of power failure

MORE FLEXIBILITY MEANS MORE CHOICE AND CONVENIENCE

The multi-functional operation modes available in the Tourlock 180, really make it easy to adjust the door to suit all your circumstances as they evolve over the day. This key-switch flexibility makes it suitable for both trained users or for use in more public locations. The following modes can be set:

- **High security** - piggybacking and tailgating detection
- **Medium security** - tailgating detection
- **Revolving** - access for all

COPE WITH BUSY AREAS

With the global population on the rise and the trend for skyscrapers growing – it is important to have a security revolving door that can cope with a high volume of people entering and exiting. The Tourlock 180 offers automated, simultaneous bi-directional traffic and can allow for up to 18 users to pass through the door (in each direction) per minute. The door comes delivered in a fail-safe mode with an option to be made fail-secure – this maintains the security in the event of a power failure. It also comes with an optional collapsible doorset to create a free passage, in case of emergency upon a signal from the building management system.

TOUCHLESS OPTIONS FOR A NEW WORLD

Using the latest biometric authentication systems creates a complete touchless and frictionless entry. There is no reason to reach out to your authorisation card or tag. Knowing who is in your building, as well as how many people are there at one time, has become paramount in the changing world we are in today - where reducing over-crowding is top-of-mind for every security and facility manager.

EXTERNAL CONTROL

The Tourlock 180 can be controlled and monitored via a contemporary touchscreen panel or, for more advanced controlling, be integrated with the ACS system. Flexible integration opportunities are available to make sure your high security door is set up to suit your exact location's security criteria. Our entry experts are trained to assist you further with this.

KEY FEATURES

- Multi-functional operational modes
- Supports simultaneous bi-directional traffic
- Prevents tailgating
- Optional StereoVision anti-piggybacking system
- Seamless integration with access control and biometric devices (including facial recognition)
- Advanced Resilience:
 - Burglar-Resistance Protection Package (RC3)
 - Bullet-Resistance Protection Package (BR4NS)
- Onboard user communication system


KEY BENEFITS

- Reduced / eliminated guard salary allows for quick ROI
- Handles high throughput (2 x 18 per minute)
- Accelerated technical troubleshooting and automation for increased reliability
- Effectively accommodates traffic levels
- Self-managed – no manned guard required

SUGGESTED SEGMENTS

- Financial
- Technology
- Data centres
- Petrochemical
- Government / military
- Office Buildings
- Airports

You can level up in any of these categories:



LEVEL UP



If our standard specifications do not quite suit your needs, we open up opportunities for you to 'Level Up' where it counts most. You can also do this according to your most motivating value driver.

The specification table shows you our standard product options, and to the right of these, you can easily see, and consider, any compatible 'Level Up' options for fine-tuning the Tourlock 180.



**Showing model with optional features.*

TECHNICAL SPECIFICATIONS

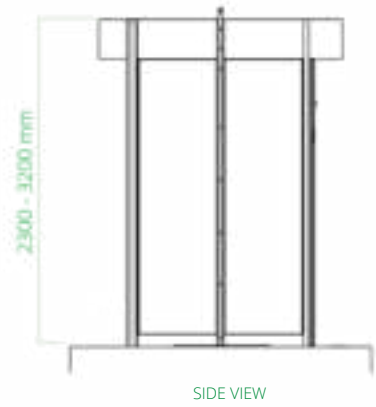
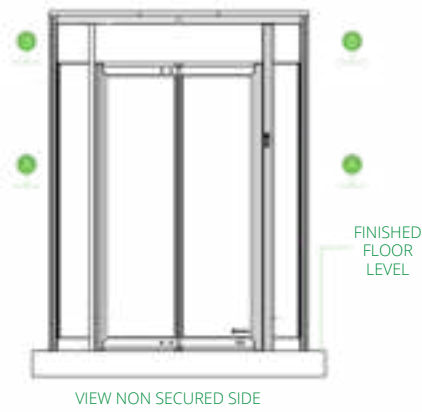
 THROUGHPUT	MOST POPULAR	VARIATIONS
Throughput	18 People / minute in each direction	
Diameter	1800 mm	1600-2200 mm in increments of 200 mm
Height	2200 mm	2100 - 2600 mm in increments of 100 mm
Canopy Height	200 mm	200 - 600 mm in increments of 100 mm
Throat Opening	1191 mm	1048, 1332, 1474 mm
Number of Doors / Wings	4	
Flow	Bi-directional, simultaneously	
 SECURITY	MOST POPULAR	VARIATIONS
Tailgating Detection	Overhead sensor system	-
Piggybacking Detection*	Weight system One-way detection (on entry)	StereoVision Two-way detection (entry and exit)
Biometric Authorisation	-	Facial recognition system
Night Locking	-	Mechanical lock on doorset Night locking doors
 SAFETY	MOST POPULAR	VARIATIONS
User safety	SRB, SRD, SRT safety buffers	Emergency stop button, EBS safety sensor Collapsible doorset for escape routing
Operation in case of power failure	Fail safe	Fail secure - Pull release to unlock doorset from secure side
Operation in case of Fire Alarm	Configurable to release the Tourlock brake	
Protection Packages	Vandal resistant safety glass (P2A)	Burglar resistant RC3 package Bullet resistant package with BR4NS glass
 AESTHETICS	MOST POPULAR	VARIATIONS
Material	Power Coated Aluminium	Anodizing, stainless steel, brass
Glass Panels	Glass decals	Tinted and low iron glass options
Wrapping / Branding	-	Glass decals with logo
 TECHNOLOGY	MOST POPULAR	VARIATIONS
Power Supply	110 - 240 V, 50 - 60 Hz	INTEGRATION OPPORTUNITIES: <ul style="list-style-type: none"> • BoonTouch external control panel • Card and tag readers • Mobile / Bluetooth readers • Facial and iris recognition • Touchless fingerprint and vein readers • Free-out sensor activation
Operating Power	100W	
Operating Temperature	-15°C to +50°C	
Weight	900 kg	
Access Control	I/O Dry contacts for virtually any access control system	
 COMFORT	MOST POPULAR	VARIATIONS
Lighting and Sound	4x LED ceiling lights	Voice module Customised lighting possible
Operating Modes	Cleaning mode	Revolving mode and medium/high security mode switch

*Piggybacking detection is an added option on the standard model.

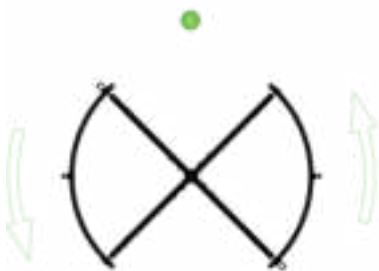
6 WORKING PRINCIPLE



TECHNICAL DIMENSIONS

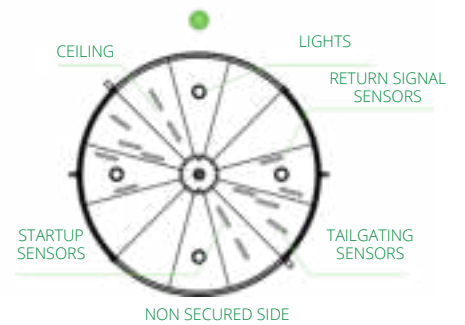


SECURED SIDE



NON SECURED SIDE

SECURED SIDE



NON SECURED SIDE



Accommodating a comfortable passage with a scalable security level for both staff and visitors.

SERVICE AND MAINTENANCE

With hundreds or thousands of visitors passing through an entry every day, continued and reliable operation is vital. Regular service and maintenance can prevent unexpected hardware breakdowns. Boon Edam's service and maintenance teams across the world are experienced in the effects the local conditions have on the wear and tear of your entry solutions and can offer specialised service and maintenance contracts that correspond to those conditions perfectly.

COMPLIANCE

Boon Edam security entrances are trusted solutions that allow organisations to meet compliance regulations related to restricting access to areas within a building. We take compliance and safety very seriously and ensure that our products are manufactured, installed and maintained to keep up with the strict criteria required in all our countries. We are always improving and always committed to making sure our products are compliant and certified. More information can be found on our website under 'About Us'.

The Tourlock 180 complies with the following European Directives and Standards:

- Machine Directive 2006/42/EU
- EMC Directive 2014/30/EU
- RoHS Directive 2011/65/EU
- EN17352 - Safety functional and mechanical
- EN1627 - Burglar resistant package
- EN1063 - Bullet resistant package
- EN356 - Glass specification



OUR REACH IS GLOBAL.

We have been in business for 150 years manufacturing premium aesthetic and security entrance solutions in the Netherlands, United States of America and China. We can confidently say that we cover every corner of the globe with subsidiary companies in major cities across the globe. Furthermore our global export division not only partner with our distributors, but also offer direct sales and service to every territory. This wide net allows us to have a strong global footprint as well as a personal grasp of local markets and their unique entry requirements.

To find your closest Boon Edam expert, please go to:
www.boonedam.com/contact



Royal Boon Edam International B.V.

T +31 (0) 299 38 08 08

E info@boonedam.com

I www.boonedam.com

V1-2211


BOON EDAM
YOUR ENTRY EXPERTS.